



In spring we learnt about eggs and plant growth because this naturally occurs all around us in our environment. The children will be able to observe and understand what is around them not just at school but at home and in the park.


By the end of the Learning Journey, what skills knowledge and experience will the children have?

Knowledge: they will know about life-cycles: caterpillars/beans/potatoes/ladybirds

Skills: They will know how to discuss sizes and height (which is the largest and smallest, which has grown the tallest?) They will be able to sequence pictures of lifecycles and know that many different animals come out of eggs.

They will have prepared and helped cook some sweet and savoury dishes and tasted a variety of foods from around the world.



Key Texts



A squash and a squeeze
The hungry caterpillar
An egg is quiet

Songs and rhymes

Plant a little seed
10 currant buns

Personal Social and emotional Development	How to look after living things such as plants and insects. Be able to understand and express what makes us happy and sad and what to do if we are feeling angry.
Communication and Language	Be able to talk about what they can see using the correct past and future tense. Be able to anticipate what may happen next in a story.
Fine motor skills	Be able to use clay to make a small model and needle and thread to sew simple pictures.
Gross motor skills	Improve their throwing and catching of a ball. Be able to balance along a chain of wooden objects outside. Use the school climbing frames with confidence. Use the embankment spades to dig a hole.
Literacy	Understand What alliteration is and be able to make up simple alliteration sentences with their own names. Be able to match rhyming objects in a simple activity choose objects that begin with the same letter sound.
Maths 	Be able to count up to 10 and back down to zero. Be able to collate the correct number of objects for each of the numbers up to 10. Be able to identify and draw some of the basic 1-D shapes- square, circle, rectangle and triangle. Be able to name and identify some 3-D shapes Know what a ruler is for and how to use it
Understanding the World 	Understand what an egg is and how many different animals lay and look after their eggs. Know what the season Spring means-what signs in nature show us that spring is here.
Expressive art and design	Continue to improve their pen and pencil use developing their observations of the world into recognisable drawn images.



			<p>Be able to use scissors to cut paper shapes , pieces of string . Use safety knives to cut vegetable and fruit to us in cooking session.</p>